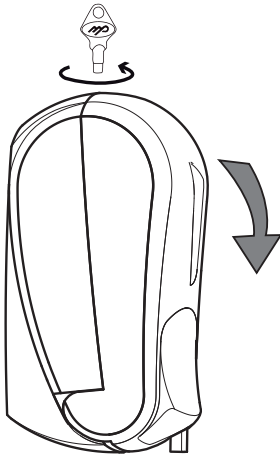
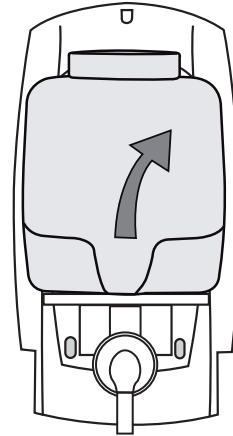


ART. 916 - ASSEMBLY INSTRUCTIONS

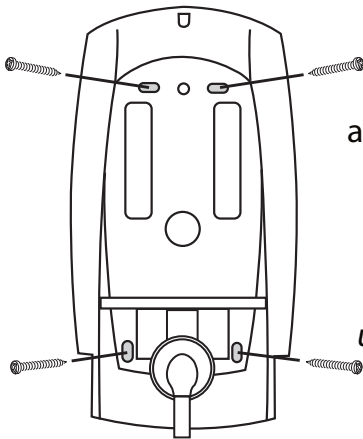


Aprire il dispenser
con la apposita chiave

*Open dispenser
with MP key*

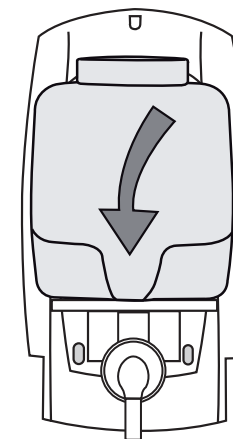


Estrarre la vaschetta
Remove the soap container

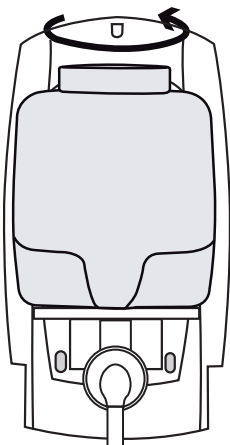


Fissare il dispenser
alla parete, utilizzando
le viti in dotazione.

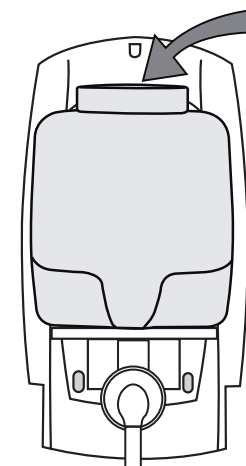
*Fix the dispenser
on the wall with
the screws-kit,
using the fixing holes.*



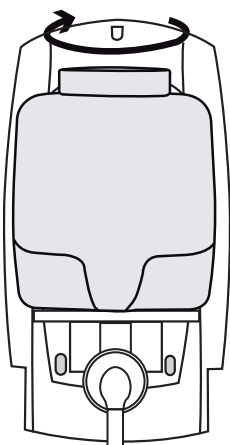
Inserire la vaschetta
Insert the soap container



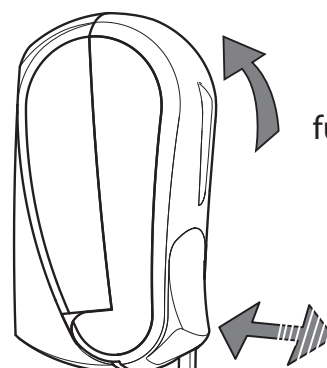
Svitare il tappo
della vaschetta
Unscrew the cap



Versare il prodotto
nella vaschetta
Fill with foam soap



Avvitare il tappo
della vaschetta
Screw the cap



Chiudere il dispenser
e premere il pulsante
lentamente fino alla
fuoriuscita della schiuma.

*Close the dispenser and
push slowly the button
until dispensing foam.*

Art. 916 Fixing Scheme

Format Paper A4

Scale 1:1

